

# Beginning Sound Matching Mats

**Purpose:** To practice identifying the beginning letter sound.

## Things Needed:



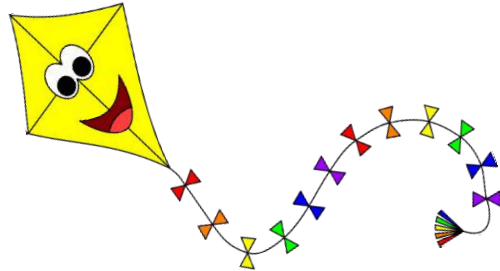


1. Printer.
2. Paper.
3. Laminator.
4. Laminating sheet.
5. Magnetic/foam/wooden letters.

## Instruction:

- Print and laminate pages 2 and 3.
- Have the child look at the picture, say the word, identify the beginning sound and match the magnetic/foam/wooden letter to the respective picture.

**Note:** Letter X is not included in the beginning sound matching mats as there are hardly any words that start with the /ks/ sound. To practice the sound of x - /ks/, please use the ending sound printables.

# Beginning Sound Matching Mat A-M



# Beginning Sound Matching Mat N-Z

